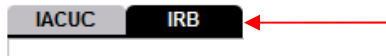
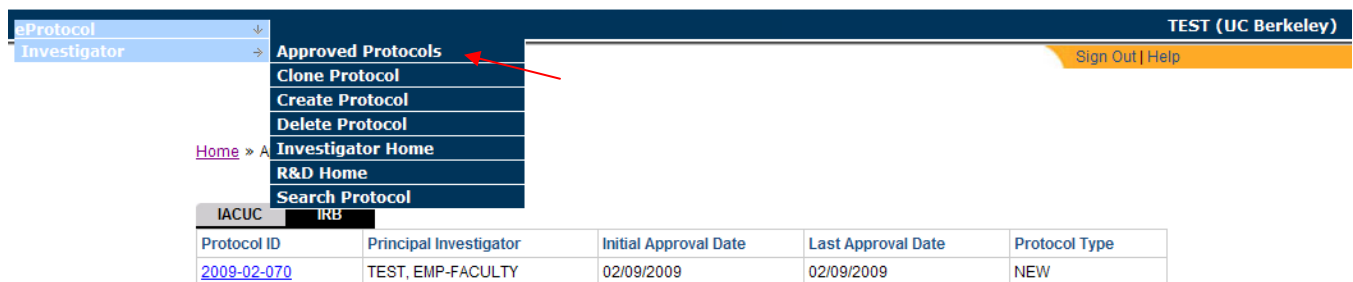


Report a Protocol Deviation or Noncompliance

- 1) Log in to eProtocol with your CalNet ID & password at: <https://eprotocol.berkeley.edu>
- 2) Click on the **IRB** tab to see your Investigator Homepage for IRB Submissions.



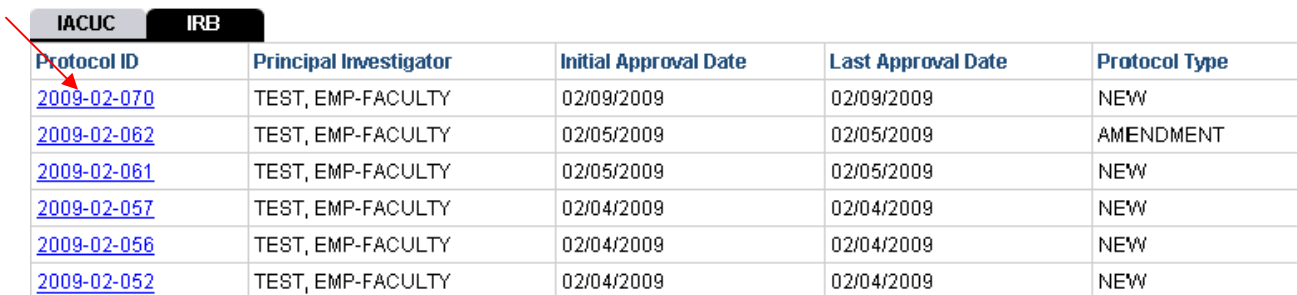
- 3) From your Investigator Homepage, there are two ways to get to a list of your approved protocols:
 - a. Scroll to the bottom of the page (past the Study Closure section of the table); or,
 - b. Go to the **Investigator Menu** on the upper left side of the page and click on **Approved Protocols**.



Protocol ID	Principal Investigator	Initial Approval Date	Last Approval Date	Protocol Type
2009-02-070	TEST, EMP-FACULTY	02/09/2009	02/09/2009	NEW

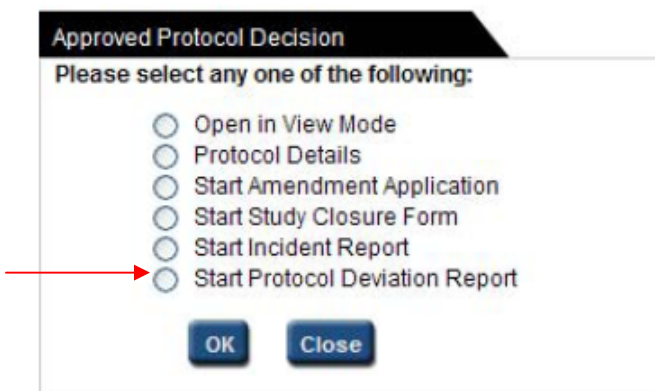
- 4) Click on the **Protocol ID** link of the protocol for which you wish to report the incident.

[Home](#) » Approved Protocols



Protocol ID	Principal Investigator	Initial Approval Date	Last Approval Date	Protocol Type
2009-02-070	TEST, EMP-FACULTY	02/09/2009	02/09/2009	NEW
2009-02-062	TEST, EMP-FACULTY	02/05/2009	02/05/2009	AMENDMENT
2009-02-061	TEST, EMP-FACULTY	02/05/2009	02/05/2009	NEW
2009-02-057	TEST, EMP-FACULTY	02/04/2009	02/04/2009	NEW
2009-02-056	TEST, EMP-FACULTY	02/04/2009	02/04/2009	NEW
2009-02-052	TEST, EMP-FACULTY	02/04/2009	02/04/2009	NEW

- 5) Select **Start Protocol Deviation Report** in the Approved Protocol Decision menu and click **Ok**.



Approved Protocol Decision

Please select any one of the following:

- Open in View Mode
- Protocol Details
- Start Amendment Application
- Start Study Closure Form
- Start Incident Report
- Start Protocol Deviation Report

- 6) Complete the Protocol Deviation Report. When the report is complete, click on the **Submit Form** button in the dark blue menu on the left side of the screen.

Note: You can closeout of the Protocol Deviation Report at any time and access it again from your Investigator Homepage. Save the page you are working on before closing the report.

IRB - Soc-Behav-Ed Exempt Protocol ID: 2010-04-1063 (EMP-FACULTY TEST)
 Protocol Title: Test Protocol

Spell Check Help Save Close

Protocol Deviation Report

1. Dates
 a. Date of deviation/noncompliance:
 b. Date of deviation/noncompliance discovery:

2. Did the protocol deviation/noncompliance occur in order to eliminate apparent immediate hazards to the subject? Yes No

3. Has the research been halted? Yes No

4. Provide a brief description of the nature and consequences of the deviation/noncompliance.

5. Explain how you responded to the deviation/noncompliance.

Protocol Deviation Report
 Submit Form
 Print View
 Get Protocol

- 7) A popup will ask if you are sure that you want to submit. Click on the **Yes** button.
- 8) When the form has been submitted, a message will appear on your Investigator Homepage in bright blue thanking you for the submission and the Protocol Event column will change to read "SUBMITTED TO IRB."

IACUC IRB Create Protocol Clone Protocol Delete Protocol

Protocols (In Preparation / Submitted)

NEW

Protocol ID	Principal Investigator	Title	Protocol Event	Panel	Meeting Date
2010-04-1057	EMP-FACULTY TEST	Test April Updates	Yet to Submit to IRB		
2010-02-797	EMP-FACULTY TEST	Study Title	Yet to Submit to IRB		
2010-01-521	EMP-FACULTY TEST	Study Title	Yet to Submit to IRB		

AMENDMENT
 Currently there are no Amendment protocols.

CONTINUING REVIEW
 Currently there are no Continuing Review protocols.

INCIDENT REPORT

Protocol ID	Principal Investigator	Title	Protocol Event	Panel	Meeting Date
2010-04-1063	EMP-FACULTY TEST	Test Protocol	SUBMITTED TO IRB	Expedited Panel 1 (Xlab)	

PROTOCOL DEVIATION REPORT

Protocol ID	Principal Investigator	Title	Protocol Event	Panel	Meeting Date
2010-04-1063	EMP-FACULTY TEST	Test Protocol	SUBMITTED TO IRB	Expedited Panel 1 (Xlab)	